



Sucking slot for AF-L


User manual

Warning ! Only use vacuum cleaners with water filters or fireproof bags.

Recommended vacuums are the Kärcher AD3, the Thomson THVC 05873BL or the Festool CTL Mini with fireproof filter

The photos are non-contractual, the colors and shapes might change depending on supply

AF-L adapter and common slot.




Plug the vacuum cleaner tube in the slot.
Verify that the notches of the retaining ring move smoothly in the groove and then shove it until the notches blocked in the housing.




Assembly : the adapter must be set on the slot
by clipping the two interior nipples
in the hollows.



Slide the adapter on the machine
by clipping the two exterior nipples
in the machine's rings.



To remove the slot, pinch the two
handles to unlock the nipples.
Pull back the adapter by the handles.



Most recommended vacuum
Kärcher AD3

